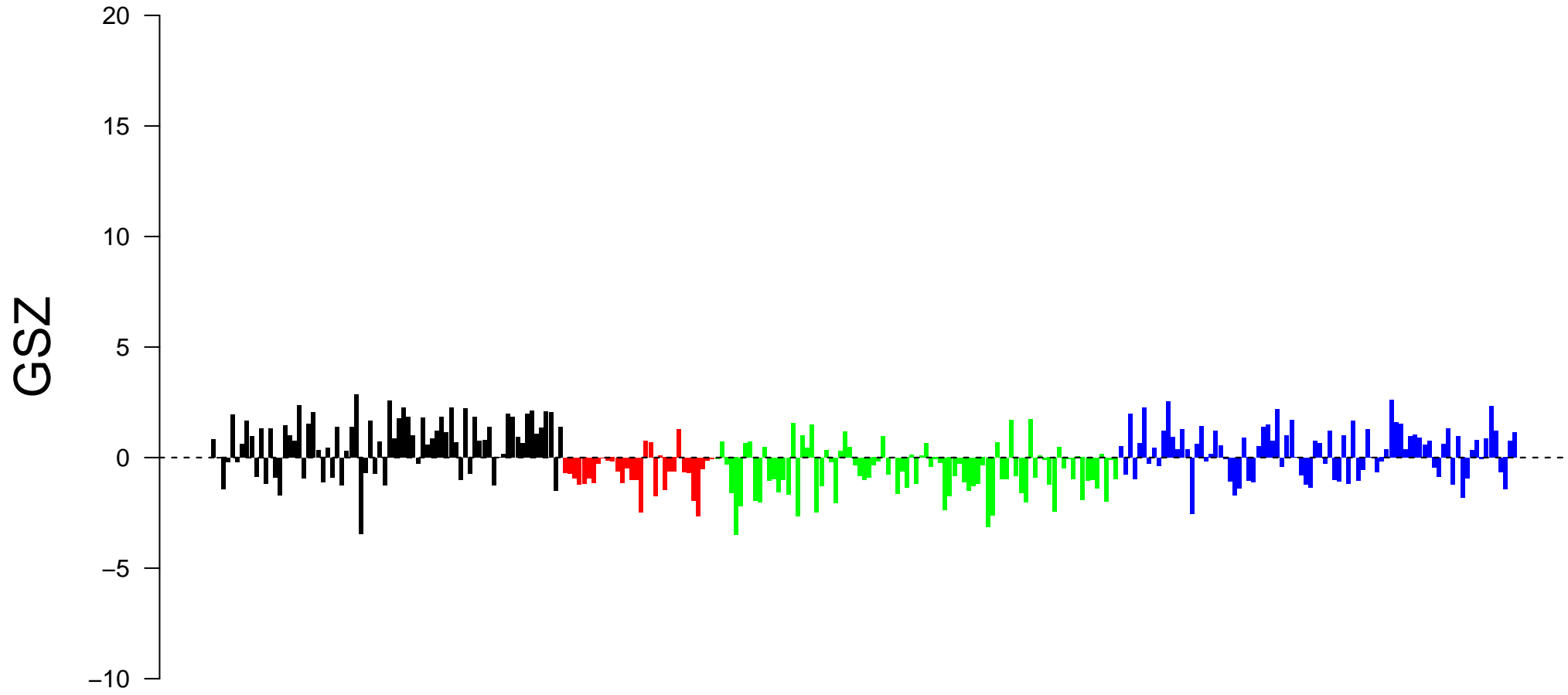
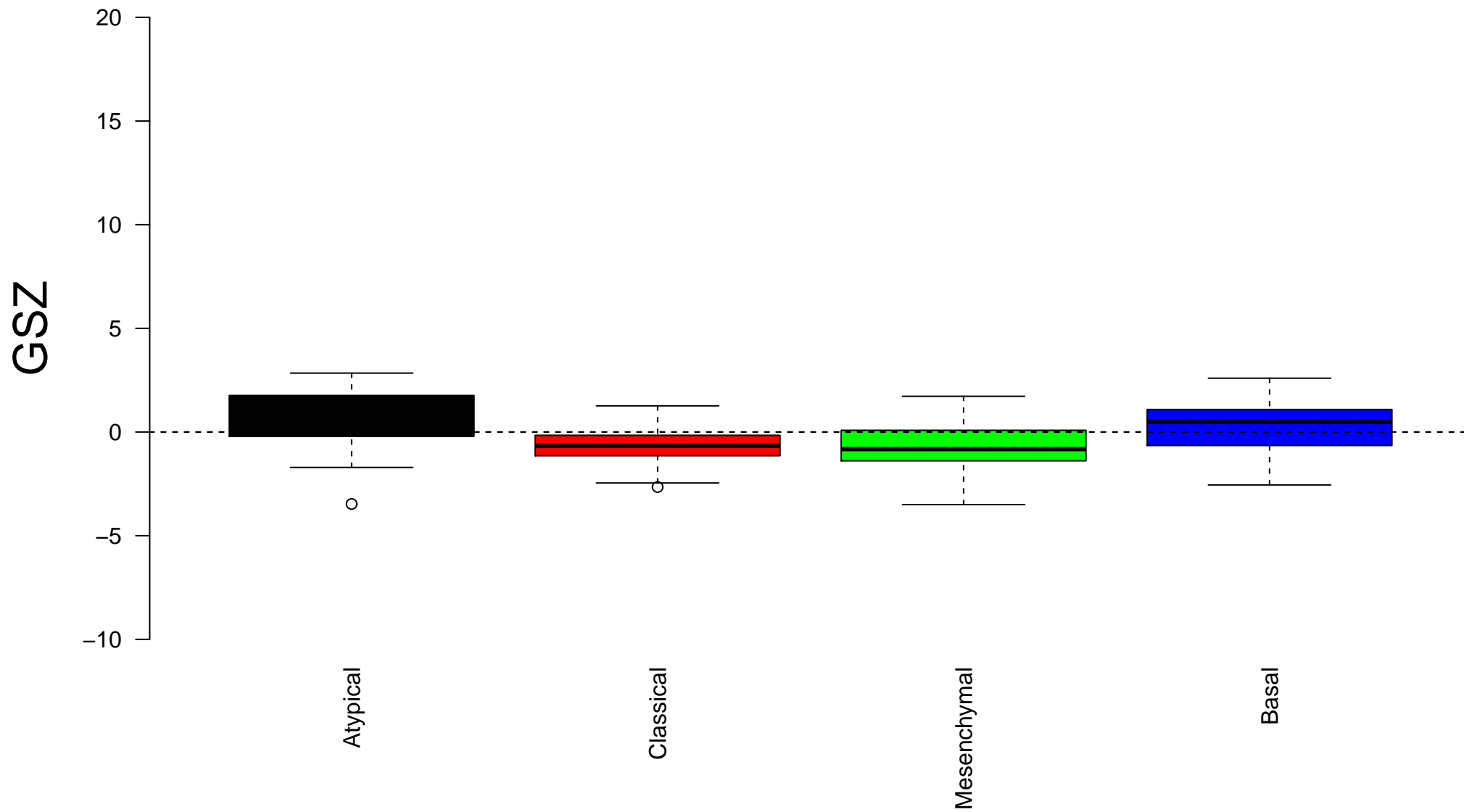


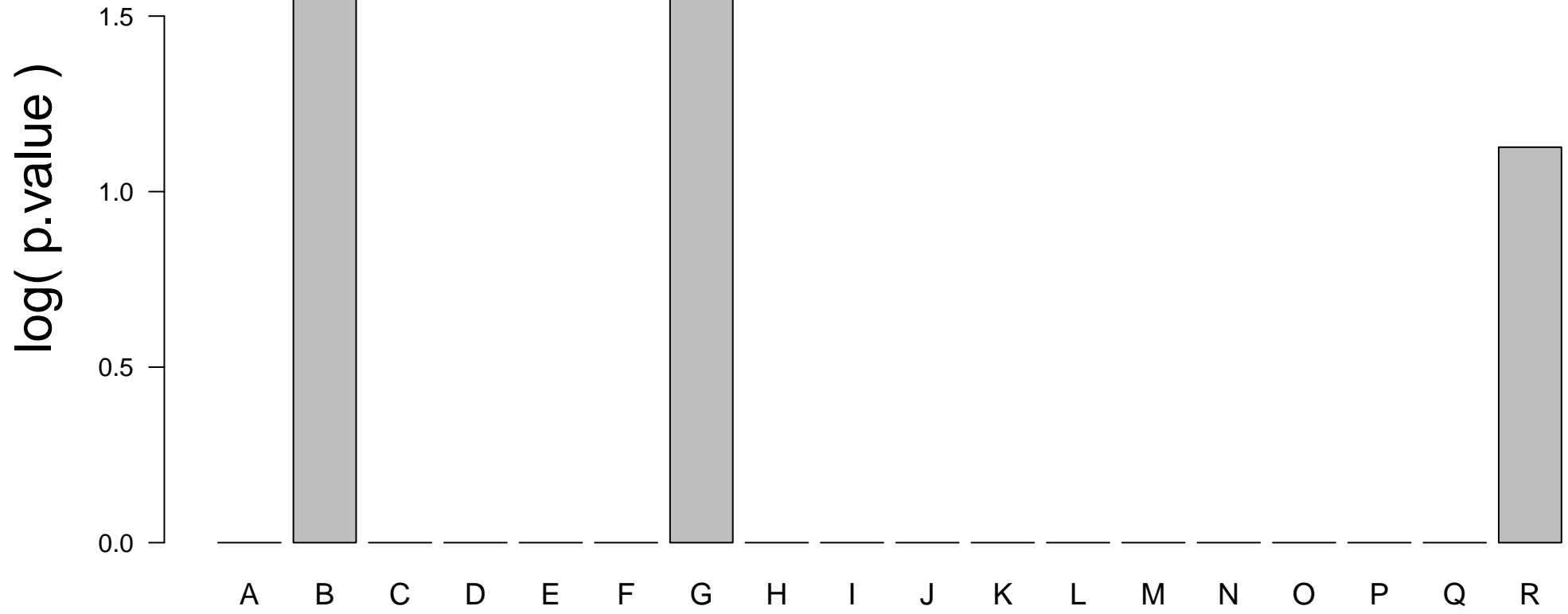
AKL_HTLV1_INFECTION_DN




AKL_HTLV1_INFECTION_DN



Enrichment in spots: AKL_HTLV1_INFECTION_DN



Expression of AKL_HTLV1_INFECTION_DN in Spot A




Expression of AKL_HTLV1_INFECTION_DN in Spot B

Δe


1.0
0.5
0.0
-0.5




Expression of AKL_HTLV1_INFECTION_DN in Spot C




Expression of AKL_HTLV1_INFECTION_DN in Spot D



Expression of AKL_HTLV1_INFECTION_DN in Spot E



Expression of AKL_HTLV1_INFECTION_DN in Spot F




Expression of AKL_HTLV1_INFECTION_DN in Spot G

Δe


1.0
0.5
0.0
-0.5




Expression of AKL_HTLV1_INFECTION_DN in Spot H




Expression of AKL_HTLV1_INFECTION_DN in Spot I




Expression of AKL_HTLV1_INFECTION_DN in Spot J




Expression of AKL_HTLV1_INFECTION_DN in Spot K




Expression of AKL_HTLV1_INFECTION_DN in Spot L




Expression of AKL_HTLV1_INFECTION_DN in Spot M




Expression of AKL_HTLV1_INFECTION_DN in Spot N




Expression of AKL_HTLV1_INFECTION_DN in Spot O



Expression of AKL_HTLV1_INFECTION_DN in Spot P



Expression of AKL_HTLV1_INFECTION_DN in Spot Q



Expression of AKL_HTLV1_INFECTION_DN in Spot R

Δe

1.0

0.5

0.0

-0.5

